

Global Cooling: Increasing World-wide Urban Albedos to Offset CO₂

Hashem Akbari

Heat Island Group

Ernest Orlando Lawrence Berkeley National Laboratory

Tel: 510-486-4287

E_mail: H_Akbari@LBL.gov

<http://HeatIsland.LBL.gov>

**Fifth Annual California Climate Change Conference, Sacramento, CA
9 September 2008**

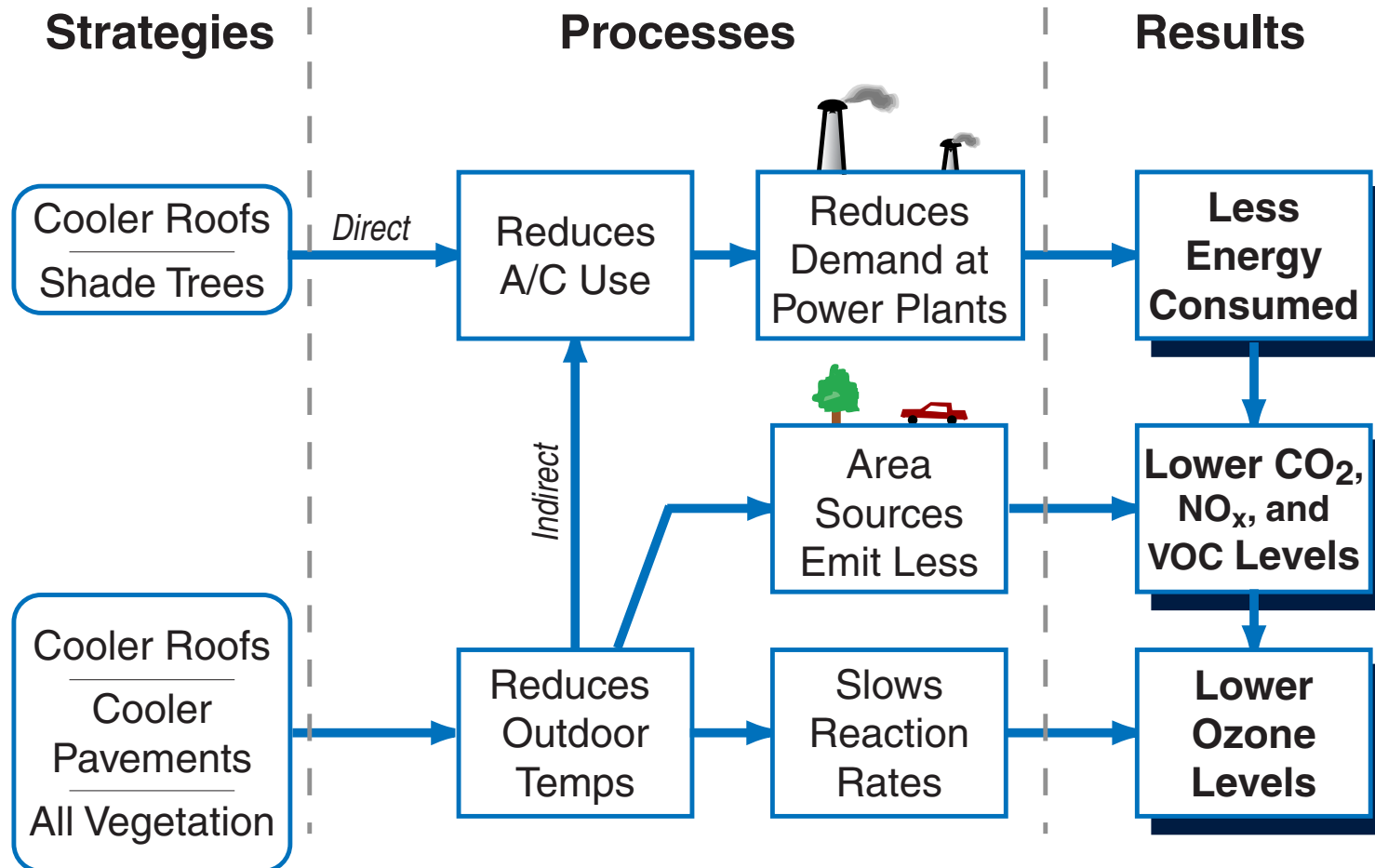


Acknowledgement

- The study was funded by CEC/PIER, program manager: Guido Franco
- Co-authors:
 - Prof. Arthur Rosenfeld, Commissioner, CEC
 - Dr. Surabi Menon, Staff Scientist, LBNL



Cool Roofs, Cool Pavements, and Shade Trees Save Energy and Improve Air Quality

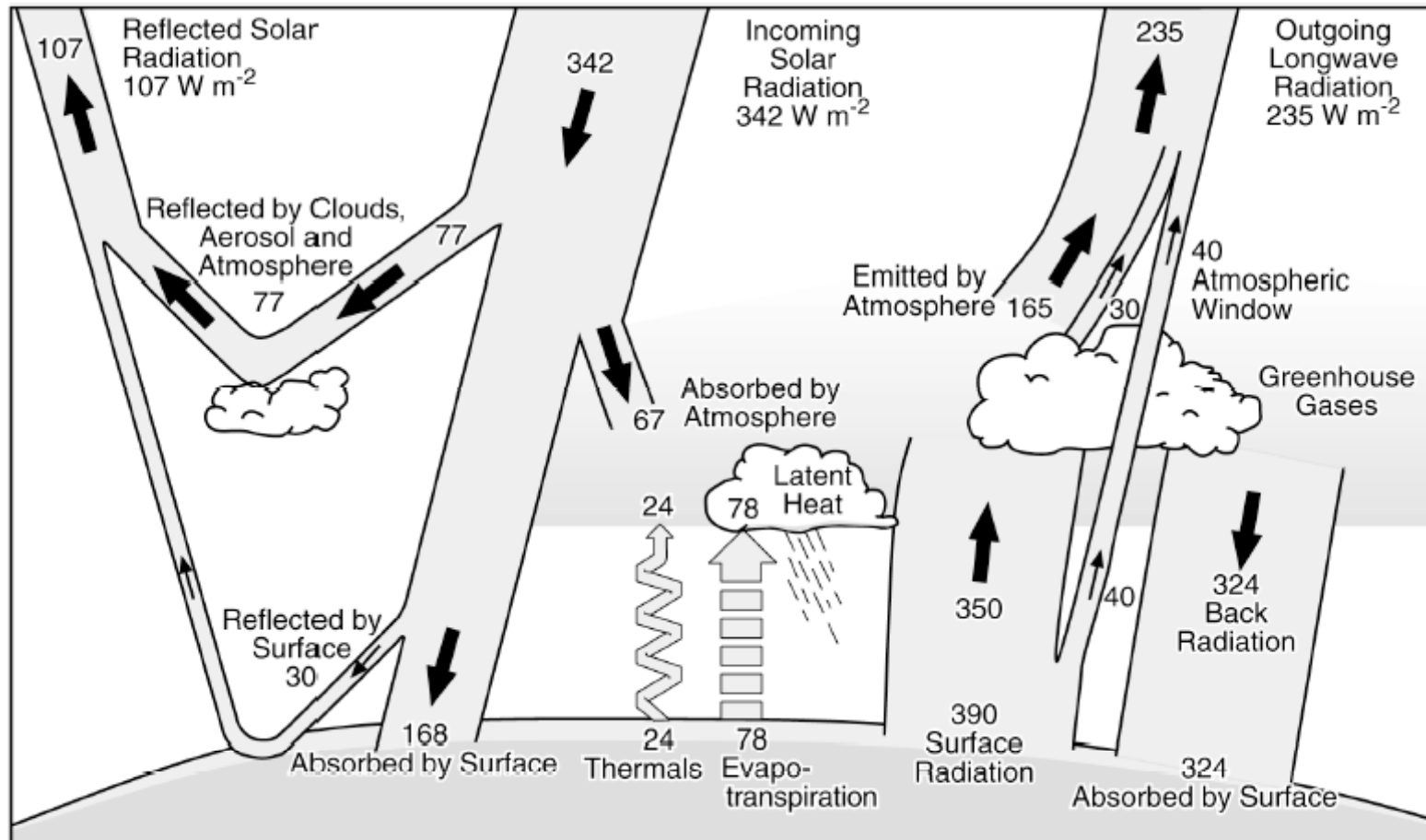


Cool Surfaces also Cool the Globe

- Cool roofs, cool pavements, and shade trees save energy, improve air quality, and improve comfort; we estimate savings of > \$50B/year
- But higher albedo surfaces (roofs and pavements) directly cool the globe, quite independent of avoided CO₂



The Earth's Radiation Budget



Source: Kiehl and Trenberth, 1997



Methodology

- Changing albedo of urban surfaces and changing atmospheric CO₂ concentrations both result in a change in radiative forcing (RF)
- Comparing these two radiative forcings relates changes in solar reflectance of urban surfaces to the changes in atmospheric CO₂ content



Caveats

- Time dependence of physical effects (e.g., sequestration in land or ocean) and economics are ignored
- We account for the effect of multiple scattering and absorption of radiation within the atmosphere
- Calculations are performed for the entire globe



Radiation Forcing of 2XCO₂

- Hansen et al (2005) estimate a 2XCO₂ radiative forcing (RF) on the top of the atmosphere of 3.95 ± 0.11 W/m², yielding a RF of 0.93 ± 0.03 kW/tonne of atmospheric CO₂
- IPCC [based on Myhre (1998) formula] estimate a RF of 3.71 W/m², yielding a RF of 0.88 - 0.91 kW/tonne of atmospheric CO₂
- Matthews and Caldeira (2008) found a 0.175 K temperature increase for every 100 GtC emitted, yielding a 0.47 kW/tonne of atmospheric CO₂
- We use a RF of 0.91 kW/tonne of atmospheric CO₂



Radiation Forcing of Cool Surfaces

- Hansen et al (1997) estimate a RF of -3.70 Wm^{-2} for increasing the albedo of 'Tropicana' by 0.2. We estimate that Tropicana is 22% of the land area or about $1/16^{\text{th}}$ of the global surface. For reflective surfaces, the RF per 0.01 increase in albedo is $-2.92 \text{ W}/(\text{m}^2 \text{ of Tropicana land})$
- Using Kiehl and Trenberth (1997) and Hatzianastassiou et al (2005), **we calculate a RF of $-1.27 \text{ W}/\text{m}^2$ per 0.01 increase in albedo of modified surfaces**
- Note that our calculations apply for the average cloud cover over the earth; we estimate higher RF for CA



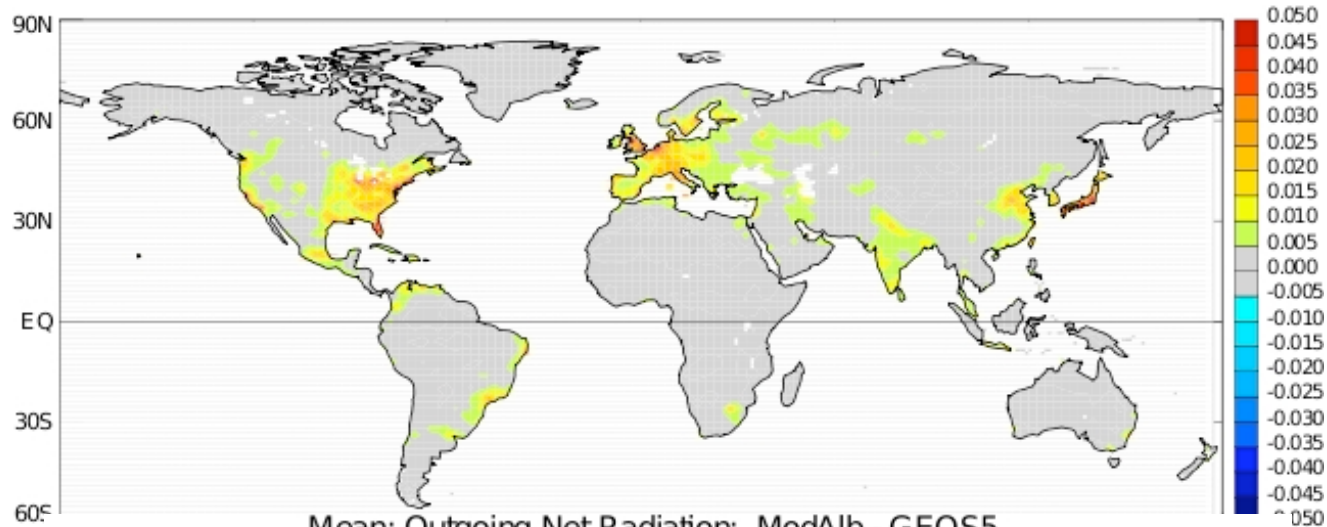
CO₂-Equivalence of Reflective Surfaces

- RF of increasing atmospheric CO₂ = 0.91 kW/tonne
= 0.91 W/kg
- RF of increasing solar reflectance of a surface by 0.01
= -1.27 W/m²
- Atmospheric CO₂-equivalence of increasing solar reflectance
of a surface by 0.01 = -1.27 [W/m²]/ 0.91 [W/kg]
= -1.40 kg/m²
- IPCC (2007) estimates that only 55% of the emitted CO₂
stays in the atmosphere
- **Emitted CO₂-equivalence of increasing solar reflectance of a
surface by 0.01 = -1.40 [kg/m²]/0.55 = -2.5 kg CO₂ per m²**

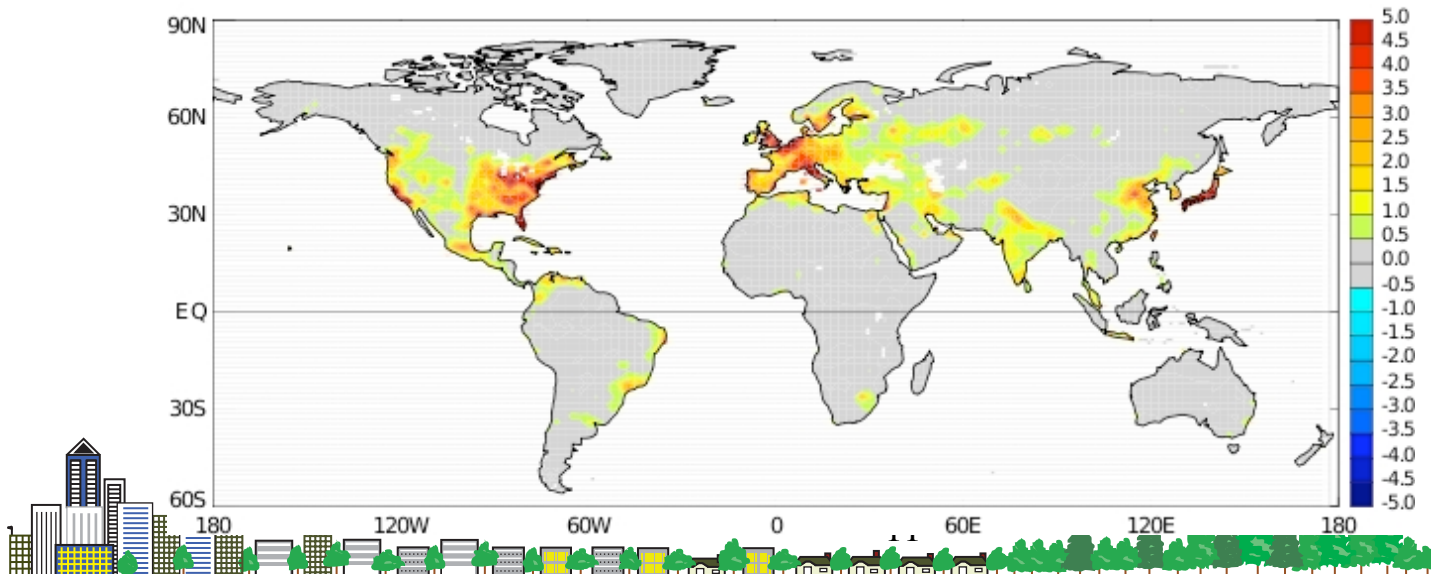


GCM Simulations (GEOS-5)

Mean: Total Albedo: ModAlb - GEOS5



Mean: Outgoing Net Radiation: ModAlb - GEOS5



CO₂ Offset of Cool Roofs and Cool Pavements

- Δ albedo for aged white roofs = 0.40
- Emitted CO₂ offset for white roofs
= $[0.40/0.01]*[-2.5 \text{ kg CO}_2/\text{m}^2] = -100 \text{ kg CO}_2/\text{m}^2$
- **It takes about 10 m² of white roof to offset 1 T CO₂ emitted**
- Δ albedo for typical residential and non-residential cool roofs = 0.25
- Emitted CO₂ offset for cool roofs
= $[0.25/0.01]*[-2.5 \text{ kg CO}_2/\text{m}^2] = -63 \text{ kg CO}_2/\text{m}^2$
- Δ albedo for cool pavement = 0.15
- Emitted CO₂ offset for cool pavements = $-38 \text{ kg CO}_2/\text{m}^2$



Dense Urban Areas are 1% of Land

- Area of the Earth = $508 \times 10^{12} \text{ m}^2$
- Land Area (29%) = $147 \times 10^{12} \text{ m}^2$
- Area of the 100 largest cities = $0.38 \times 10^{12} \text{ m}^2$
= 0.26% of Land Area for 670 M people
- Assuming 3B live in urban area, urban areas
= $[3000/670] \times 0.26\% = 1.2\%$ of land
- But smaller cities have lower population density,
hence, urban areas = 2% of land = $3 \times 10^{12} \text{ m}^2$
- Dense, developed urban areas only 1% of land
= $1.5 \times 10^{12} \text{ m}^2$ (1.5 M km²)



CO₂ Equivalency of Cool Roofs and Pavements

- Typical urban area is 25% roof and 35% paved surfaces
- Roof area = $0.25 * 1.5 \times 10^{12} \text{ m}^2 = 3.8 \times 10^{11} \text{ m}^2$ (0.38 M km²)
- Emitted CO₂ offset for cool roofs
= $63 \text{ kg CO}_2 / \text{m}^2 * 3.8 \times 10^{11} \text{ m}^2 = 24 \text{ GT CO}_2$
- Paved area = $0.35 * 1.5 \times 10^{12} \text{ m}^2 = 5.3 \times 10^{11} \text{ m}^2$ (0.53 M km²)
- Emitted CO₂ offset for cool pavements
= $38 \text{ kg CO}_2 / \text{m}^2 * 5.3 \times 10^{11} \text{ m}^2 = 20 \text{ GT CO}_2$
- **Total emitted CO₂ offset for cool roofs and cool pavements
= 44 GT CO₂**



CO₂ Equivalency of Cool Roofs and Pavements (cntd.)

- 44 GT CO₂ is over one year of the world 2025 emission of 37 GT CO₂
- At a growth rate of 1.5% in the world's CO₂ - equivalent emission rate, 44 GT CO₂ would offset the effect of the growth in CO₂-equivalent emissions for 11 years



Equivalent Value of Avoided CO₂

- CO₂ emissions currently trade at ~\$25/tonne
- 44 GT worth \$1100, for changing albedo of roofs and paved surface
- Cooler roofs alone worth \$600B
- Cooler roofs also save air conditioning (and provide comfort) worth several times \$600B



A Global Action Plan: The big picture

- Develop a United Nation program to install cool roof/pavement in 100 largest cities
- This is a simple measure that we hope to organize the world to implement **AND**
- **WE BETTER BE SUCCESSFUL!**
- We can gain practical experience in design of global measures to combat climate change



Conclusion



1000 ft² of a white roof, replacing a dark roof, offset the emission of 10 tonnes of CO₂



References

- Hansen et al. 1997: J Geophys Res, 102, D6(6831-6864)
- Myhre et al. 1998: Geophys Res Let, 25, 14(2715-2718)
- Hansen et al. 2005: J Geophys Res, 110, D18104.
- Hatzianastassiou et al. 2005: Atmos. Chem. Phys., 5, 2847–2867.
- IPCC. 2007: (Chap. 7, Fig. 7.4 and Sec. 7.3.2.1) (pp. 516-517)
- Kiehl and Trenberth. 1997. Bull. Am. Meteo. Soc, 78, 2 (197-208).
- Matthews and Caldeira. 2008. Geophys Res Let, 35, L04705.
- Akbari et al. 2008: Climatic Change, *In press*



Cooler Cities as a Mirror

- Mirror Area = $1.5 \times 10^{12} \text{ m}^2$ [5] $\times (0.1/0.7)$ [δ albedo of cities/ δ albedo of mirror]
= $0.2 \times 10^{12} \text{ m}^2 = 200,000 \text{ km}^2$ {This is equivalent to an square of 460 km on the side}
= 10% of Greenland = 50% of California

